



NRFI-Central.com - NRFI Cheat Sheets - September 29, 2024



3:05 PM		Ryan Peipot				Probable	Red Sox		Quinn Priester			Probable
 Rays	NRFI % 73.9%	Season W-L	8-7	NRFI Record / %	16-9 / 64%		NRFI % 68.9%	Season W-L	2-6	NRFI Record / %	5-1 / 83%	
	Team Streak : 14 NRFI	Games Started	25	NRFI Streak	2 NRFI		Team Streak : 1 YRFI	Games Started	10	NRFI Streak	5 NRFI	
	Away NRFI % 70.0%	Pitching Hand	R				Home NRFI % 63.8%	Pitching Hand	R			
	NRFI vs R PItc 74.4%	Season ERA	3.64	Season WHIP	1.13		NRFI vs R PItc. 69.9%	Season ERA	4.84	Season WHIP	1.43	
L 14 G NRFI % 100.0%	Away ERA	3.48	L30 WHIP	1.45	L 14 G NRFI % 85.7%	Home ERA	6.3	L30 WHIP				
	L30 ERA	3.8	1st Inn WHIP	1.4	Ball Park YRFI %	62.5%	L30 ERA		1st Inn WHIP	0.833		
Opp NRFI % 71%	1s Inn ERA	4.68			Opp NRFI % 73%		1s Inn ERA	3				
Opp NRFI Away % 69%					Opp NRFI Home % 74%							
Team Batting	Season	1st	Away	vs R Pitching	Team Batting	Season	1st	Away	vs R Pitching			
Batting Avg	0.23	0.222	0.231	0.225	Batting Avg	0.252	0.259	0.25	0.254			
SLG %	0.367	0.391	0.367	0.359	SLG %	0.423	0.474	0.424	0.429			
OPS %	0.669	0.683	0.668	0.359	OPS %	0.742	0.802	0.744	0.429			
OBP	0.302	0.293	0.301	0.299	OBP	0.319	0.328	0.321	0.319			
Avg Runs in 1st	0.42	1st inn HR	22		Avg Runs in 1st	0.54	1st inn HR	27				
NRFI Odds -130		Cloudy It's expected to be 65° F with a 5% chance of precipitation and 7 MPH wind blowing in in Boston at 3:05 PM EST.				Weather impact on Game not available at this time						



3:05 PM		Bailey Fatter				Probable	Yankees		Clarke Schmidt			Probable
 Pirates	NRFI % 78.3%	Season W-L	8-9	NRFI Record / %	19-8 / 70%		NRFI % 64.6%	Season W-L	5-5	NRFI Record / %	12-3 / 80%	
	Team Streak : 5 NRFI	Games Started	27	NRFI Streak	3 NRFI		Team Streak : 6 NRFI	Games Started	15	NRFI Streak	1 NRFI	
	Away NRFI % 83.8%	Pitching Hand	L				Home NRFI % 67.5%	Pitching Hand	R			
	NRFI vs R PItc 77.7%	Season ERA	4.26	Season WHIP	1.26		NRFI vs L PItc. 72.7%	Season ERA	2.55	Season WHIP	1.16	
L 14 G NRFI % 85.7%	Away ERA	4.59	L30 WHIP	1.26	L 14 G NRFI % 85.7%	Home ERA	4	L30 WHIP	1.21			
	L30 ERA	4.33	1st Inn WHIP	1.407	Ball Park YRFI %	71.3%	L30 ERA	2.61	1st Inn WHIP	1.2		
Opp NRFI % 75%	1s Inn ERA	6.67			Opp NRFI % 73%		1s Inn ERA	1.8				
Opp NRFI Away % 78%					Opp NRFI Home % 76%							
Team Batting	Season	1st	Away	vs R Pitching	Team Batting	Season	1st	Away	vs R Pitching			
Batting Avg	0.235	0.215	0.231	0.232	Batting Avg	0.248	0.279	0.252	0.234			
SLG %	0.372	0.345	0.362	0.365	SLG %	0.429	0.519	0.431	0.385			
OPS %	0.673	0.621	0.658	0.365	OPS %	0.762	0.888	0.76	0.385			
OBP	0.301	0.276	0.296	0.297	OBP	0.333	0.369	0.334	0.333			
Avg Runs in 1st	0.38	1st inn HR	17		Avg Runs in 1st	0.65	1st inn HR	39				
NRFI Odds -125		Cloudy It's expected to be 69° F with a 11% chance of precipitation and 9 MPH wind blowing in in New York City at 3:05 PM EST.				Weather impact on Game not available at this time						



3:05 PM		Michael McGreevy				Probable	Giants		Hayden Birdsong			Probable
 Cardinals	NRFI % 77.6%	Season W-L	2-0	NRFI Record / %	2-0 / 100%		NRFI % 73.9%	Season W-L	5-5	NRFI Record / %	12-3 / 80%	
	Team Streak : 3 YRFI	Games Started	3	NRFI Streak	2 NRFI		Team Streak : 1 YRFI	Games Started	15	NRFI Streak	1 YRFI	
	Away NRFI % 75.3%	Pitching Hand	R				Home NRFI % 71.3%	Pitching Hand	R			
	NRFI vs R PItc 75.5%	Season ERA	2.4	Season WHIP	0.87		NRFI vs R PItc. 74.4%	Season ERA	4.66	Season WHIP	1.37	
L 14 G NRFI % 78.6%	Away ERA		L30 WHIP	0.88	L 14 G NRFI % 64.3%	Home ERA	3.67	L30 WHIP	1.23			
	L30 ERA	3.38	1st Inn WHIP	0.5	Ball Park YRFI %	52.5%	L30 ERA	3.38	1st Inn WHIP	0.8		
Opp NRFI % 76%	1s Inn ERA	0			Opp NRFI % 70%		1s Inn ERA	1.8				
Opp NRFI Away % 73%					Opp NRFI Home % 69%							
Team Batting	Season	1st	Away	vs R Pitching	Team Batting	Season	1st	Away	vs R Pitching			
Batting Avg	0.248	0.226	0.246	0.253	Batting Avg	0.239	0.223	0.232	0.234			
SLG %	0.392	0.393	0.391	0.397	SLG %	0.397	0.379	0.403	0.388			
OPS %	0.703	0.681	0.699	0.397	OPS %	0.703	0.68	0.698	0.388			
OBP	0.311	0.288	0.308	0.316	OBP	0.306	0.3	0.308	0.3			
Avg Runs in 1st	0.46	1st inn HR	23		Avg Runs in 1st	0.42	1st inn HR	21				
NRFI Odds -125		Partly Cloudy It's expected to be 61° F with a 1% chance of precipitation and 3 MPH wind blowing out in San Francisco at 3:05 PM EST.				Weather impact on Game not available at this time						



3:05 PM		Aaron Nola				Probable	Nationals		Jake Irvin			Probable
 Phillies	NRFI % 63.4%	Season W-L	13-8	NRFI Record / %	25-7 / 78%		NRFI % 79.5%	Season W-L	10-13	NRFI Record / %	23-9 / 72%	
	Team Streak : 2 NRFI	Games Started	32	NRFI Streak	3 NRFI		Team Streak : 1 NRFI	Games Started	32	NRFI Streak	1 YRFI	
	Away NRFI % 61.7%	Pitching Hand	R				Home NRFI % 75.0%	Pitching Hand	R			
	NRFI vs R PItc 64.4%	Season ERA	3.57	Season WHIP	1.19		NRFI vs R PItc. 81.1%	Season ERA	4.22	Season WHIP	1.18	
L 14 G NRFI % 78.6%	Away ERA	3.79	L30 WHIP	1.32	L 14 G NRFI % 78.6%	Home ERA	4.54	L30 WHIP	1.33			
	L30 ERA	4.82	1st Inn WHIP	1.031	Ball Park YRFI %	41.3%	L30 ERA	6.67	1st Inn WHIP	1.219		
Opp NRFI % 74%	1s Inn ERA	3.09			Opp NRFI % 76%		1s Inn ERA	2.81				
Opp NRFI Away % 72%					Opp NRFI Home % 84%							
Team Batting	Season	1st	Away	vs R Pitching	Team Batting	Season	1st	Away	vs R Pitching			
Batting Avg	0.257	0.263	0.256	0.251	Batting Avg	0.243	0.228	0.242	0.242			
SLG %	0.425	0.472	0.413	0.418	SLG %	0.374	0.346	0.369	0.381			
OPS %	0.75	0.815	0.732	0.418	OPS %	0.683	0.65	0.69	0.381			
OBP	0.325	0.343	0.319	0.317	OBP	0.309	0.303	0.309	0.311			
Avg Runs in 1st	0.63	1st inn HR	32		Avg Runs in 1st	0.4	1st inn HR	14				
NRFI Odds -135		Partly Cloudy It's expected to be 76° F with a 43% chance of rain and 9 MPH wind blowing in Washington, D.C. at 3:05 PM EST.				Weather impact on Game not available at this time						



3:07 PM	NRFI Record 111-50	Nathan Eovaldi			Probable		NRFI Record 125-36	Jack Kochanowicz			Probable
	NRFI % 68.9%	Season W-L	11-8	NRFI Record / %	19-9 / 68%		NRFI % 77.6%	Season W-L	2-5	NRFI Record / %	5-5 / 50%
	Team Streak : 1 NRFI	Games Started	28	NRFI Streak	3 YRFI		Team Streak : 1 NRFI	Games Started	10	NRFI Streak	2 NRFI
	Away NRFI % 63.8%	Pitching Hand	R				Home NRFI % 76.3%	Pitching Hand	R		
	NRFI vs R Pitc 72.4%	Season ERA	3.96	Season WHIP	1.12		NRFI vs R Pitc 59.9%	Season ERA	4.01	Season WHIP	1.22
Rangers	L 14 G NRFI % 71.4%	Away ERA	4.41	L30 WHIP	1.48		L 14 G NRFI % 78.6%	Home ERA	3.94	L30 WHIP	0.97
		L30 ERA	6.08	1st Inn WHIP	1.429			L30 ERA	2.81	1st Inn WHIP	1.8
		1s Inn ERA	4.82					1s Inn ERA	9.9		
Opp NRFI % 71%							Ball Park YRFI %	45.0%			
Opp NRFI Away % 65%							Opp NRFI % 70%				
							Opp NRFI Home % 66%				
Team Batting	Season	1st	Away	vs R Pitching			Team Batting	Season	1st	Away	vs R Pitching
Batting Avg	0.238	0.25	0.236	0.237			Batting Avg	0.23	0.23	0.228	0.226
SLG %	0.379	0.414	0.366	0.378			SLG %	0.371	0.386	0.357	0.368
OPS %	0.684	0.741	0.667	0.378			OPS %	0.673	0.686	0.688	0.368
OBP	0.305	0.327	0.301	0.304			OBP	0.302	0.3	0.303	0.3
Avg Runs in 1st	0.52	1st Inn HR	25				Avg Runs in 1st	0.39	1st Inn HR	23	
	Clear	It's expected to be 75° F with a 0% chance of precipitation and 3 MPH wind blowing out in Anaheim at 3:07 PM EST.					Weather impact on Game not available at this time				
	NRFI Odds -130										



3:07 PM	NRFI Record 120-41	Ryan Weathers			Probable		NRFI Record 121-40	TBD			TBA
	NRFI % 74.5%	Season W-L	4-6	NRFI Record / %	14-1 / 93%		NRFI % 75.2%	Season W-L		NRFI Record / %	TBD-TBD / TBD
	Team Streak : 4 YRFI	Games Started	15	NRFI Streak	7 NRFI		Team Streak : 1 YRFI	Games Started		NRFI Streak	TBD
	Away NRFI % 76.3%	Pitching Hand	L				Home NRFI % 68.8%	Pitching Hand			
	#N/A	Season ERA	3.81	Season WHIP	1.21		NRFI vs L Pitc 74.4%	Season ERA		Season WHIP	
Marlins	L 14 G NRFI % 50.0%	Away ERA	2.12	L30 WHIP	1.71		L 14 G NRFI % 85.7%	Home ERA		L30 WHIP	
		L30 ERA	5.79	1st Inn WHIP	0.733			L30 ERA		1st Inn WHIP	
		1s Inn ERA	0.6					1s Inn ERA			
Opp NRFI % 63%							Ball Park YRFI %	50.0%			
Opp NRFI Away % 61%							Opp NRFI % 72%				
							Opp NRFI Home % 75%				
Team Batting	Season	1st	Away	vs L Pitching			Team Batting	Season	1st	Away	vs L Pitching
Batting Avg	0.244	0.262	0.242	#N/A			Batting Avg	0.242	0.267	0.239	0.229
SLG %	0.378	0.457	0.368	#N/A			SLG %	0.391	0.447	0.383	0.352
OPS %	0.678	0.773	0.66	#N/A			OPS %	0.705	0.775	0.713	0.352
OBP	0.3	0.316	0.292	#N/A			OBP	0.314	0.328	0.315	0.305
Avg Runs in 1st	0.6	1st Inn HR	31				Avg Runs in 1st	0.56	1st Inn HR	23	
	Domed Stadium	This game takes place inside a domed stadium so weather should not be a factor.					Weather impact on Game not available at this time				
	NRFI Odds -130										

3:10 PM	NRFI Record 114-47	Martin Perez			Probable		NRFI Record 98-63	Brandon Pfaadt			Confirmed
	NRFI % 70.8%	Season W-L	5-5	NRFI Record / %	21-4 / 84%		NRFI % 60.9%	Season W-L	10-10	NRFI Record / %	24-7 / 77%
	Team Streak : 1 NRFI	Games Started	25	NRFI Streak	10 NRFI		Team Streak : 1 NRFI	Games Started	31	NRFI Streak	2 NRFI
	Away NRFI % 67.9%	Pitching Hand	L				Home NRFI % 60.0%	Pitching Hand	R		
	NRFI vs R Pitc 67.3%	Season ERA	4.18	Season WHIP	1.44		NRFI vs L Pitc 64.4%	Season ERA	4.8	Season WHIP	1.25
Padres	L 14 G NRFI % 71.4%	Away ERA	5.57	L30 WHIP	1.11		L 14 G NRFI % 42.9%	Home ERA	5.31	L30 WHIP	1.85
		L30 ERA	2.49	1st Inn WHIP	1.28			L30 ERA	8.31	1st Inn WHIP	0.968
		1s Inn ERA	2.16					1s Inn ERA	2.9		
Opp NRFI % 69%							Ball Park YRFI %	78.8%			
Opp NRFI Away % 67%							Opp NRFI % 77%				
							Opp NRFI Home % 84%				
Team Batting	Season	1st	Away	vs R Pitching			Team Batting	Season	1st	Away	vs L Pitching
Batting Avg	0.264	0.259	0.276	0.273			Batting Avg	0.262	0.324	0.251	0.282
SLG %	0.421	0.423	0.417	0.436			SLG %	0.438	0.563	0.429	0.445
OPS %	0.746	0.75	0.751	0.436			OPS %	0.774	0.947	0.791	0.445
OBP	0.325	0.327	0.334	0.331			OBP	0.336	0.384	0.345	0.344
Avg Runs in 1st	0.59	1st Inn HR	27				Avg Runs in 1st	0.77	1st Inn HR	38	
	Domed Stadium	This game takes place inside a domed stadium so weather should not be a factor.					Weather impact on Game not available at this time				
	NRFI Odds -120										

3:10 PM	NRFI Record 116-45	Ryan Gusto			Probable		NRFI Record 116-45	Gavin Williams			TBA
	NRFI % 72.1%	Season W-L		NRFI Record / %	0-0 / 0%		NRFI % 72.1%	Season W-L	3-10	NRFI Record / %	
	Team Streak : 2 YRFI	Games Started		NRFI Streak	0		Team Streak : 1 YRFI	Games Started	16	NRFI Streak	
	Away NRFI % 72.5%	Pitching Hand					Home NRFI % 66.3%	Pitching Hand	R		
	NRFI vs R Pitc 72.2%	Season ERA		Season WHIP			#N/A	Season ERA	4.86	Season WHIP	1.37
Astros	L 14 G NRFI % 71.4%	Away ERA		L30 WHIP			L 14 G NRFI % 71.4%	Home ERA	6.55	L30 WHIP	1.27
		L30 ERA		1st Inn WHIP				L30 ERA	4.56	1st Inn WHIP	1.34
		1s Inn ERA						1s Inn ERA	6.32		
Opp NRFI % 71%							Ball Park YRFI %	56.3%			
Opp NRFI Away % 69%							Opp NRFI % 70%				
							Opp NRFI Home % 69%				
Team Batting	Season	1st	Away	vs R Pitching			Team Batting	Season	1st	Away	
Batting Avg	0.262	0.257	0.257	0.259			Batting Avg	0.238	0.23	0.231	#N/A
SLG %	0.418	0.412	0.396	0.416			SLG %	0.395	0.372	0.378	#N/A
OPS %	0.74	0.735	0.713	0.416			OPS %	0.702	0.667	0.729	#N/A
OBP	0.322	0.323	0.317	0.32			OBP	0.307	0.295	0.315	#N/A
Avg Runs in 1st	0.45	1st Inn HR	23				Avg Runs in 1st	0.48	1st Inn HR	18	
	Rainy	It's expected to be 72° F with a 51% chance of rain and 8 MPH wind blowing right to left in Cleveland at 3:10 PM EST.					Weather impact on Game not available at this time				
	NRFI Odds -130										

3:10 PM	NRFI Record 120-41	Mitch Spence			Probable		NRFI Record 116-45	Logan Gilbert			Probable
	NRFI % 74.5%	Season W-L	8-9	NRFI Record / %	17-6 / 74%		NRFI % 72.1%	Season W-L	8-12	NRFI Record / %	28-4 / 88%
	Team Streak : 4 NRFI	Games Started	34	NRFI Streak	1 YRFI		Team Streak : 6 NRFI	Games Started	32	NRFI Streak	1 YRFI
	Away NRFI % 76.3%	Pitching Hand	R				Home NRFI % 78.8%	Pitching Hand	R		
Athletics	NRFI vs R PItc 73.3%	Season ERA	4.35	Season WHIP	1.37	Mariners	NRFI vs R PItc. 77.7%	Season ERA	3.33	Season WHIP	0.91
	L 14 G NRFI % 78.6%	Away ERA	4.73	L30 WHIP	1.54		L 14 G NRFI % 78.6%	Home ERA	2.63	L30 WHIP	0.93
		L30 ERA	3.46	1st Inn WHIP	1.391			L30 ERA	4.6	1st Inn WHIP	0.719
Opp NRFI % 68%		1s Inn ERA	3.91			Ball Park YRFI %	56.3%	1s Inn ERA	2.53		
Opp NRFI Away % 68%						Opp NRFI % 78%					
Team Batting	Season	1st	Away	vs R Pitching		Opp NRFI Home % 85%					
Batting Avg	0.233	0.217	0.235	0.233		Team Batting	Season	1st	Away	vs R Pitching	
SLG %	0.393	0.392	0.405	0.387		Batting Avg	0.224	0.254	0.234	0.228	
OPS %	0.695	0.683	0.709	0.387		SLG %	0.375	0.414	0.392	0.38	
OBP	0.302	0.29	0.304	0.302		OPS %	0.686	0.742	0.663	0.38	
Avg Runs in 1st	0.45	1st Inn HR	24			OBP	0.311	0.328	0.306	0.315	
						Avg Runs in 1st	0.58	1st Inn HR	23		
		This game takes place inside a domed stadium so weather should not be a factor.				Weather impact on Game not available at this time					
	NRFI Odds -150										

3:20 PM	NRFI Record 118-43	Alec Marsh			Confirmed		NRFI Record 113-46	Charlie Morton			Probable
	NRFI % 73.3%	Season W-L	8-9	NRFI Record / %	15-9 / 63%		NRFI % 71.1%	Season W-L	8-9	NRFI Record / %	22-7 / 76%
	Team Streak : 8 NRFI	Games Started	25	NRFI Streak	4 NRFI		Team Streak : 3 NRFI	Games Started	29	NRFI Streak	1 YRFI
	Away NRFI % 77.5%	Pitching Hand	R				Home NRFI % 62.8%	Pitching Hand	R		
Royals	NRFI vs R PItc 73.3%	Season ERA	4.65	Season WHIP	1.27	Braves	NRFI vs R PItc. 71.4%	Season ERA	4.14	Season WHIP	1.32
	L 14 G NRFI % 85.7%	Away ERA	4.66	L30 WHIP	1.33		L 14 G NRFI % 71.4%	Home ERA	3.54	L30 WHIP	1.35
		L30 ERA	4.5	1st Inn WHIP	1.417			L30 ERA	3.04	1st Inn WHIP	1.414
Opp NRFI % 77%		1s Inn ERA	5.63			Ball Park YRFI %	59.0%	1s Inn ERA	5.59		
Opp NRFI Away % 80%						Opp NRFI % 77%					
Team Batting	Season	1st	Away	vs R Pitching		Opp NRFI Home % 74%					
Batting Avg	0.248	0.234	0.237	0.25		Team Batting	Season	1st	Away	vs R Pitching	
SLG %	0.403	0.369	0.388	0.412		Batting Avg	0.243	0.248	0.241	0.238	
OPS %	0.71	0.654	0.68	0.412		SLG %	0.416	0.445	0.426	0.404	
OBP	0.307	0.285	0.292	0.311		OPS %	0.725	0.775	0.715	0.404	
Avg Runs in 1st	0.42	1st Inn HR	15			OBP	0.309	0.33	0.311	0.303	
						Avg Runs in 1st	0.53	1st Inn HR	28		
	Party Cloudy	It's expected to be 76° F with a 23% chance of precipitation and 9 MPH wind blowing out in Atlanta at 3:20 PM EST.				Weather impact on Game not available at this time					
	NRFI Odds -120										

3:20 PM	NRFI Record 121-40	Hunter Greene			Probable		NRFI Record 119-42	Caleb Kilian			Probable
	NRFI % 75.2%	Season W-L	9-5	NRFI Record / %	21-4 / 84%		NRFI % 73.9%	Season W-L	0-1	NRFI Record / %	0-0 / 0%
	Team Streak : 6 NRFI	Games Started	25	NRFI Streak	1 YRFI		Team Streak : 5 NRFI	Games Started	1	NRFI Streak	0
	Away NRFI % 76.3%	Pitching Hand	R				Home NRFI % 72.5%	Pitching Hand	R		
Reds	NRFI vs R PItc 74.4%	Season ERA	2.83	Season WHIP	1.02	Cubs	NRFI vs R PItc. 75.3%	Season ERA	7.94	Season WHIP	2.12
	L 14 G NRFI % 85.7%	Away ERA	2.17	L30 WHIP	1		L 14 G NRFI % 64.3%	Home ERA		L30 WHIP	2.12
		L30 ERA	3	1st Inn WHIP	0.92			L30 ERA	7.94	1st Inn WHIP	
Opp NRFI % 75%		1s Inn ERA	2.52			Ball Park YRFI %	52.5%	1s Inn ERA			
Opp NRFI Away % 71%						Opp NRFI % 78%					
Team Batting	Season	1st	Away	vs R Pitching		Opp NRFI Home % 81%					
Batting Avg	0.231	0.199	0.229	0.233		Team Batting	Season	1st	Away	vs R Pitching	
SLG %	0.389	0.367	0.374	0.398		Batting Avg	0.243	0.237	0.256	0.238	
OPS %	0.694	0.643	0.672	0.398		SLG %	0.395	0.431	0.415	0.396	
OBP	0.305	0.277	0.298	0.303		OPS %	0.713	0.758	0.674	0.396	
Avg Runs in 1st	0.44	1st Inn HR	21			OBP	0.318	0.327	0.302	0.319	
						Avg Runs in 1st	0.5	1st Inn HR	28		
	Party Cloudy	It's expected to be 71° F with a 9% chance of precipitation and 20 MPH wind blowing in in Chicago at 3:20 PM EST.				Weather impact on Game not available at this time					
	NRFI Odds -150										

		TBD			TBA			TBD			TBA
		Season W-L		NRFI Record / %	TBD-TBD / TBD			Season W-L		NRFI Record / %	TBD-TBD / TBD
		Games Started		NRFI Streak	TBD			Games Started		NRFI Streak	TBD
	#N/A	Pitching Hand					#N/A	Pitching Hand			
	#N/A	Season ERA		Season WHIP			#N/A	Season ERA		Season WHIP	
	#N/A	Away ERA		L30 WHIP			#N/A	Home ERA		L30 WHIP	
		L30 ERA		1st Inn WHIP				L30 ERA		1st Inn WHIP	
#N/A		1s Inn ERA					#N/A	1s Inn ERA			
#N/A							#N/A				
Team Batting	Season	1st	Away			Team Batting	Season	1st	Away		
Batting Avg				#N/A		Batting Avg				#N/A	
SLG %				#N/A		SLG %				#N/A	
OPS %				#N/A		OPS %				#N/A	
OBP				#N/A		OBP				#N/A	
Avg Runs in 1st		1st Inn HR				Avg Runs in 1st		1st Inn HR			
	NRFI Odds N/A	Game Analysis not available									